

Luminaire Photograph



Light Output Ratio:	31.2%	
Luminaire Power:	13.42 W	
SHR Nominal:	0.00	Calculated using the TM5
SHR Maximum:	0.25	fine grid method.

C Range: 0 - 360DEG
C Interval: 30.0DEG
Test Speed: HIGH
Temperature: 25.3 °C
Operators: zoe
Test Date: 2023-6-10

Range: 0 - 180DEG
Interval: 1.0DEG
Test System: EVERFINE GO-SPEX500_V1 SYSTEM V2.00.461
Humidity: 65.0%
Test Distance: 3.160m [K=1.0000]
Remarks: LAMP: BXRE-30H1000-A-83 Ra: 97
LENS: 35R
DRIVER: RISE DRIVER 350mA
30minutes warm-up

LUMINOUS INTENSITY DISTRIBUTION DIAGRAM

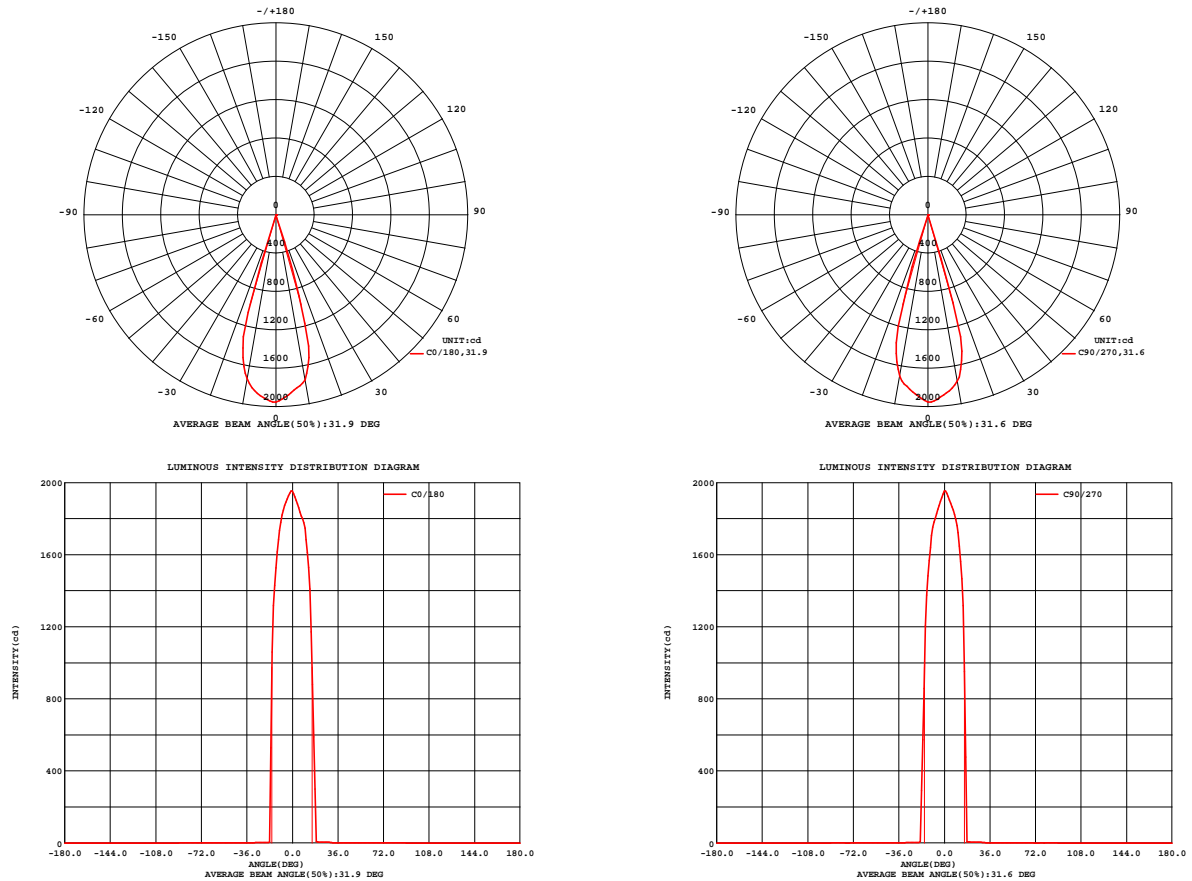


Fig. C0/C180

Fig. C90/C270

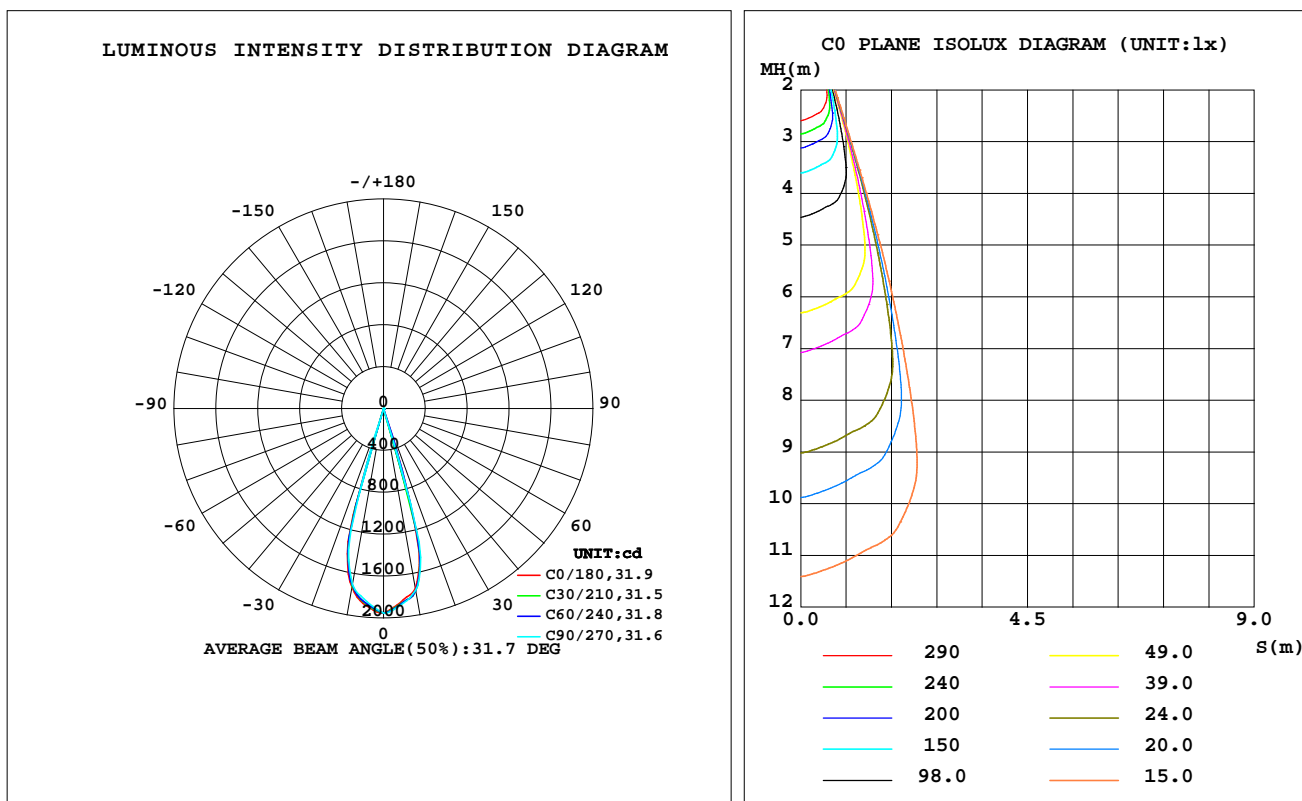
C Range: 0 - 360DEG
C Interval: 30.0DEG
Test Speed: HIGH
Temperature: 25.3 °C
Operators: zoe
Test Date: 2023-6-10

Range: 0 - 180DEG
Interval: 1.0DEG
Test System: EVERFINE GO-SPEX500_V1 SYSTEM V2.00.461
Humidity: 65.0%
Test Distance: 3.160m [K=1.0000]
Remarks: LAMP: BXRE-30H1000-A-83 Ra: 97
LENS: 35R
DRIVER: RISE DRIVER 350mA
30minutes warm-up

LUMINAIRE PHOTOMETRIC TEST REPORT

Test:U:120.12V I:0.1133A P:13.418W PF:0.9838 Freq:59.98Hz Lamp Flux:1339.9x1 lm		
NAME: 2319.201F-H3AM-350	TYPE:	WEIGHT:
SPEC.: 3000K	DIM.:	SERIAL No.: 2306100757
MFR.: RISE	SUR.: 0.00101736m2	Shielding Angle:

DATA OF LAMP		PHOTOMETRIC DATA Eff: 31.15 lm/W			
MODEL	Brideglux	Imax(cd)	1961	S/MH(C0/180)	0.43
NOMINAL POWER(W)	13	LOR(%)	31.2	S/MH(C90/270)	0.44
RATED VOLTAGE(V)	120	TOTAL FLUX(lm)	417.94	UP,DN(C0-180)	0.0,15.9
NOMINAL FLUX(lm)	1339.9	CIE CLASS	DIRECT	UP,DN(C180-360)	0.0,15.3
LAMPS INSIDE	1	up(%)	0.0	CIBSE SHR NOM	0.00
TEST VOLTAGE(V)	120	down(%)	31.2	CIBSE SHR MAX	0.25



C Range: 0 - 360DEG
C Interval: 30.0DEG
Test Speed: HIGH
Temperature:25.3℃
Operators:zoe
Test Date:2023-6-10

Range: 0 - 180DEG
Interval: 1.0DEG
Test System:EVERFINE GO-SPEX500_V1 SYSTEM V2.00.461
Humidity:65.0%
Test Distance:3.160m [K=1.0000]
Remarks: LAMP:BXRE-30H1000-A-83 Ra:97
LENS: 35R
DRIVER: RISE DRIVER 350mA
30minutes warm-up

ZONAL FLUX DIAGRAM

ZONAL FLUX DIAGRAM:

	C0	C45	C90	C135	C180	C225	C270	C315		zone	total	%lum,lamp
10	1747	1769	1762	1751	1735	1720	1706	1717	0- 10	174.8	174.8	41.8,13
20	5.507	5.480	5.393	5.271	3.088	3.206	3.301	3.320	10- 20	240.7	415.5	99.4,31
30	3.189	3.356	3.442	3.300	1.768	1.785	1.827	1.842	20- 30	1.558	417.0	99.8,31.1
40	0.4486	0.5167	0.5889	0.5965	0.5084	0.4578	0.4069	0.4079	30- 40	0.7894	417.8	100,31.2
50	0.0267	0.0276	0.0292	0.0349	0.0329	0.0293	0.0242	0.0275	40- 50	0.0986	417.9	100,31.2
60	0.0062	0.0071	0.0065	0.0101	0.0105	0.0081	0.0059	0.0067	50- 60	0.0144	417.9	100,31.2
70	0.0019	0	0.0003	0.0008	0.0025	0.0005	0.0000	0.0008	60- 70	0.0034	417.9	100,31.2
80	0.0019	0	0.0000	0	0.0034	0	0.0015	0	70- 80	0.0004	417.9	100,31.2
90	0	0	0	0	0	0	0	0	80- 90	0.0016	417.9	100,31.2
100	0	0	0	0	0	0	0	0	90-100	0	417.9	100,31.2
110	0	0	0	0	0	0	0	0	100-110	0	417.9	100,31.2
120	0	0	0	0	0	0	0	0	110-120	0	417.9	100,31.2
130	0	0	0	0	0	0	0	0	120-130	0	417.9	100,31.2
140	0	0	0	0	0	0	0	0	130-140	0	417.9	100,31.2
150	0	0	0	0	0	0	0	0	140-150	0	417.9	100,31.2
160	0	0	0	0	0	0	0	0	150-160	0	417.9	100,31.2
170	0	0	0	0	0	0	0	0	160-170	0	417.9	100,31.2
180	0	0	0	0	0	0	0	0	170-180	0	417.9	100,31.2
DEG	LUMINOUS INTENSITY:cd									UNIT:lm		

C Range: 0 - 360DEG
C Interval: 30.0DEG
Test Speed: HIGH
Temperature:25.3℃
Operators:zoe
Test Date:2023-6-10

Range: 0 - 180DEG
Interval: 1.0DEG
Test System:EVERFINE GO-SPEX500_V1 SYSTEM V2.00.461
Humidity:65.0%
Test Distance:3.160m [K=1.0000]
Remarks: LAMP:BXRE-30H1000-A-83 Ra:97
LENS: 35R
DRIVER: RISE DRIVER 350mA
30minutes warm-up

LUMINANCE LIMITATION CURVES

Test:U:120.12V I:0.1133A P:13.418W PF:0.9838 Freq:59.98Hz
Lamp Flux:1339.9x1 lm

NAME: 2319.201F-H3AM-350

TYPE:

WEIGHT:

SPEC.: 3000K

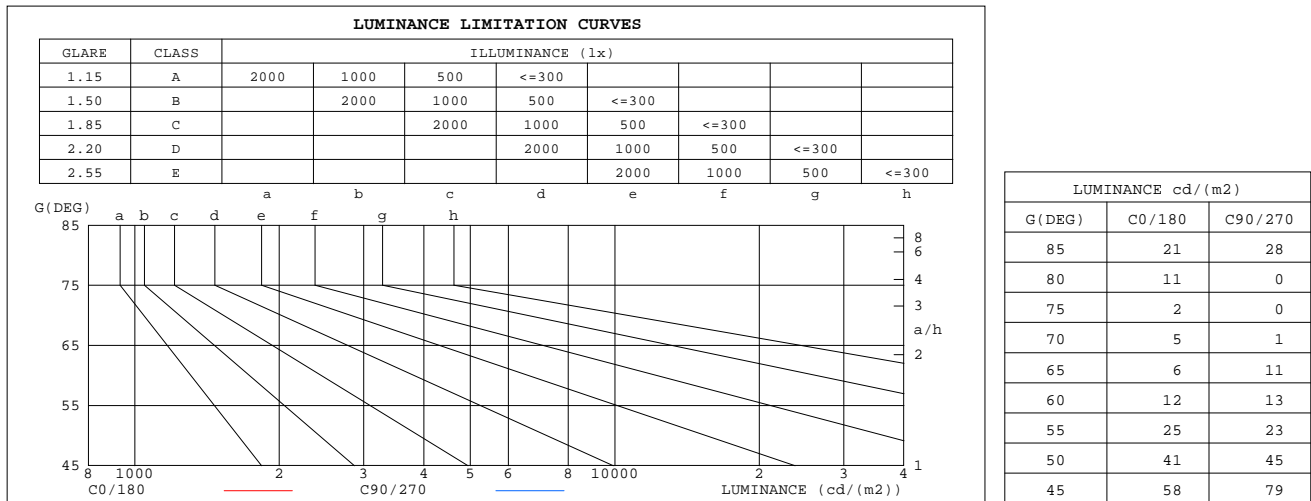
DIM.:

SERIAL No.: 2306100757

MFR.: RISE

SUR.: 0.00101736m2

Shielding Angle:



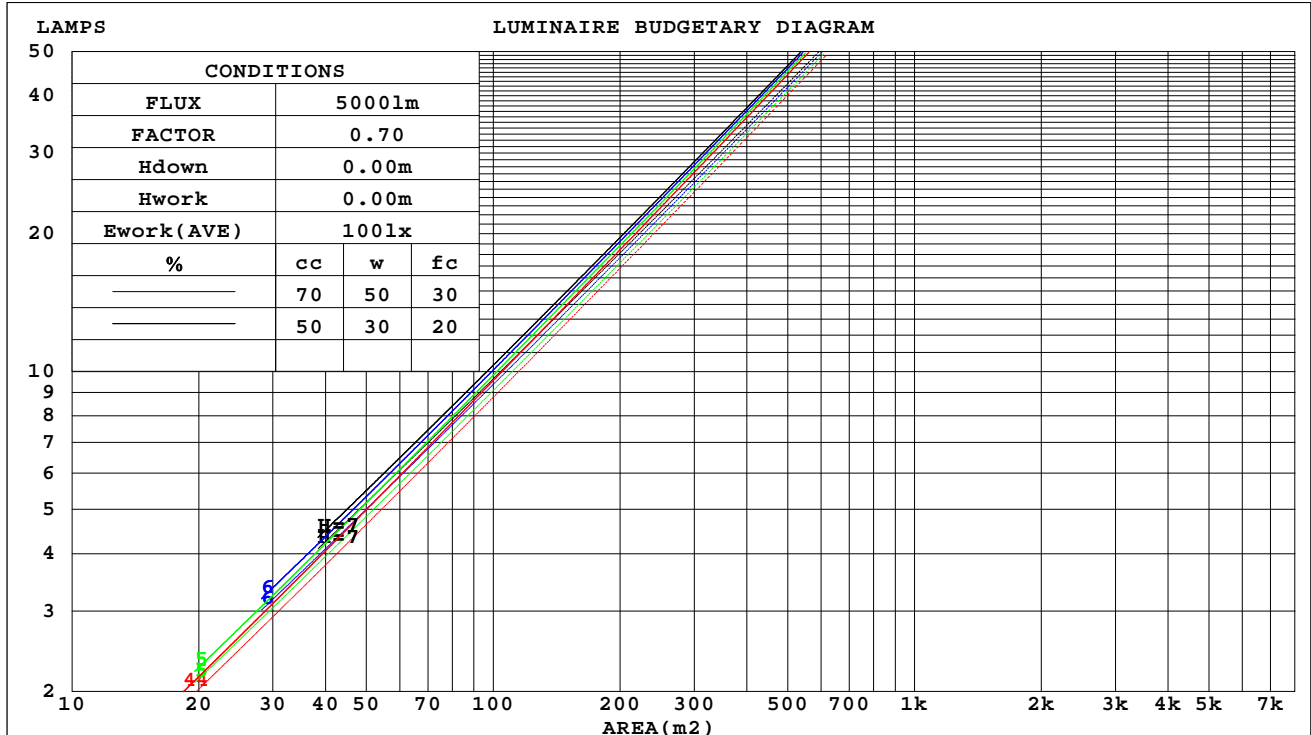
C Range: 0 - 360DEG
C Interval: 30.0DEG
Test Speed: HIGH
Temperature:25.3℃
Operators:zoe
Test Date:2023-6-10

Range: 0 - 180DEG
Interval: 1.0DEG
Test System:EVERFINE GO-SPEX500_V1 SYSTEM V2.00.461
Humidity:65.0%
Test Distance:3.160m [K=1.0000]
Remarks: LAMP:BXRE-30H1000-A-83 Ra:97
LENS: 35R
DRIVER: RISE DRIVER 350mA
30minutes warm-up

CU AND LUMINAIRE BUDGETARY ESTIMATE DIAGRAM

Test:U:120.12V I:0.1133A P:13.418W PF:0.9838 Freq:59.98Hz Lamp Flux:1339.9x1 lm		
NAME: 2319.201F-H3AM-350	TYPE:	WEIGHT:
SPEC.: 3000K	DIM.:	SERIAL No.: 2306100757
MFR.: RISE	SUR.: 0.00101736m2	Shielding Angle:

cc	80%			70%			50%			30%			10%			0
w	50%	30%	10%	50%	30%	10%	50%	30%	10%	50%	30%	10%	50%	30%	10%	0
fc	20%			20%			20%			20%			20%			0
RCR	RCR:Room Cavity Ratio			Coefficients of Utilization(CU)												
0.0	.37	.37	.37	.36	.36	.36	.35	.35	.35	.33	.33	.33	.32	.32	.32	.31
1.0	.35	.35	.34	.35	.34	.34	.34	.33	.33	.32	.32	.32	.31	.31	.31	.30
2.0	.34	.33	.33	.34	.33	.32	.33	.32	.31	.32	.31	.31	.31	.31	.30	.30
3.0	.33	.32	.31	.32	.32	.31	.32	.31	.30	.31	.30	.30	.30	.30	.29	.29
4.0	.32	.31	.30	.32	.31	.30	.31	.30	.29	.30	.30	.29	.30	.29	.29	.28
5.0	.31	.30	.29	.31	.30	.29	.30	.29	.29	.30	.29	.28	.29	.29	.28	.28
6.0	.30	.29	.28	.30	.29	.28	.30	.29	.28	.29	.28	.28	.29	.28	.28	.27
7.0	.29	.28	.27	.29	.28	.27	.29	.28	.27	.29	.28	.27	.28	.28	.27	.27
8.0	.29	.28	.27	.29	.28	.27	.28	.27	.27	.28	.27	.27	.28	.27	.27	.26
9.0	.28	.27	.26	.28	.27	.26	.28	.27	.26	.27	.27	.26	.27	.27	.26	.26
10.0	.27	.26	.26	.27	.26	.26	.27	.26	.26	.27	.26	.26	.27	.26	.25	.25



C Range: 0 - 360DEG
C Interval: 30.0DEG
Test Speed: HIGH
Temperature:25.3℃
Operators:zoe
Test Date:2023-6-10

Range: 0 - 180DEG
Interval: 1.0DEG
Test System:EVERFINE GO-SPEX500_V1 SYSTEM V2.00.461
Humidity:65.0%
Test Distance:3.160m [K=1.0000]
Remarks: LAMP:BXRE-30H1000-A-83 Ra:97
LENS: 35R
DRIVER: RISE DRIVER 350mA
30minutes warm-up



WEC AND CCEC

Test:U:120.12V I:0.1133A P:13.418W PF:0.9838 Freq:59.98Hz Lamp Flux:1339.9x1 lm		
NAME: 2319.201F-H3AM-350	TYPE:	WEIGHT:
SPEC.: 3000K	DIM.:	SERIAL No.: 2306100757
MFR.: RISE	SUR.: 0.00101736m2	Shielding Angle:

cc	80%			70%			50%			30%			10%			0			
w	50%	30%	10%	50%	30%	10%	50%	30%	10%	50%	30%	10%	50%	30%	10%	0			
fc	20%			20%			20%			20%			20%			0			
RCR	RCR:Room Cavity Ratio						Wall Exitance Coefficients(WEC)												
0.0																			
1.0	.038	.022	.007	.036	.021	.007	.033	.019	.006	.029	.017	.005	.026	.015	.005				
2.0	.035	.019	.006	.033	.018	.006	.030	.017	.005	.027	.015	.005	.025	.014	.004				
3.0	.032	.017	.005	.031	.017	.005	.028	.015	.005	.026	.014	.004	.024	.013	.004				
4.0	.030	.016	.005	.029	.015	.004	.027	.014	.004	.025	.013	.004	.023	.012	.004				
5.0	.028	.014	.004	.027	.014	.004	.025	.013	.004	.024	.012	.004	.022	.012	.004				
6.0	.026	.013	.004	.026	.013	.004	.024	.012	.004	.023	.012	.003	.021	.011	.003				
7.0	.025	.012	.003	.024	.012	.003	.023	.012	.003	.022	.011	.003	.020	.011	.003				
8.0	.024	.012	.003	.023	.011	.003	.022	.011	.003	.021	.011	.003	.020	.010	.003				
9.0	.023	.011	.003	.022	.011	.003	.021	.010	.003	.020	.010	.003	.019	.010	.003				
10.0	.022	.010	.003	.021	.010	.003	.020	.010	.003	.019	.010	.003	.019	.009	.003				

cc	80%			70%			50%			30%			10%			0
w	50%	30%	10%	50%	30%	10%	50%	30%	10%	50%	30%	10%	50%	30%	10%	0
fc	20%			20%			20%			20%			20%			0
RCR	RCR:Room Cavity Ratio			Ceiling Cavity Exitance Coefficients(CCEC)												
0.0	.059	.059	.059	.051	.051	.051	.035	.035	.035	.020	.020	.020	.006	.006	.006	
1.0	.052	.049	.047	.045	.042	.040	.031	.029	.028	.018	.017	.016	.006	.005	.005	
2.0	.046	.041	.037	.040	.036	.032	.027	.025	.023	.016	.014	.013	.005	.005	.004	
3.0	.041	.035	.031	.035	.030	.026	.024	.021	.019	.014	.012	.011	.005	.004	.004	
4.0	.037	.030	.025	.032	.026	.022	.022	.018	.015	.013	.011	.009	.004	.003	.003	
5.0	.034	.027	.021	.029	.023	.018	.020	.016	.013	.012	.009	.008	.004	.003	.003	
6.0	.031	.023	.018	.026	.020	.016	.018	.014	.011	.011	.008	.007	.003	.003	.002	
7.0	.028	.021	.015	.024	.018	.013	.017	.013	.010	.010	.007	.006	.003	.002	.002	
8.0	.026	.019	.013	.022	.016	.012	.016	.011	.008	.009	.007	.005	.003	.002	.002	
9.0	.024	.017	.012	.021	.015	.010	.015	.010	.007	.008	.006	.004	.003	.002	.001	
10.0	.023	.015	.010	.020	.013	.009	.014	.009	.006	.008	.005	.004	.003	.002	.001	

C Range: 0 - 360DEG
C Interval: 30.0DEG
Test Speed: HIGH
Temperature:25.3℃
Operators:zoe
Test Date:2023-6-10

Range: 0 - 180DEG
Interval: 1.0DEG
Test System:EVERFINE GO-SPEX500_V1 SYSTEM V2.00.461
Humidity:65.0%
Test Distance:3.160m [K=1.0000]
Remarks: LAMP:BXRE-30H1000-A-83 Ra:97
LENS: 35R
DRIVER: RISE DRIVER 350mA
30minutes warm-up

UGR(Unified Glare Rating) Table

Test:U:120.12V I:0.1133A P:13.418W PF:0.9838 Freq:59.98Hz Lamp Flux:1339.9x1 lm										
NAME: 2319.201F-H3AM-350					TYPE:			WEIGHT:		
SPEC.: 3000K					DIM.:			SERIAL No.: 2306100757		
MFR.: RISE					SUR.: 0.00101736m2			Shielding Angle:		
ceiling/cavity	0.7	0.7	0.5	0.5	0.3	0.7	0.7	0.5	0.5	0.3
walls	0.5	0.3	0.5	0.3	0.3	0.5	0.3	0.5	0.3	0.3
working plane	0.2	0.2	0.2	0.2	0.2	0.2	0.2	0.2	0.2	0.2
Room dimensions	Viewed crosswise					Viewed endwise				
x = 2H y = 2H	-12.9	-12.3	-12.7	-12.2	-12.0	-12.4	-11.8	-12.2	-11.7	-11.5
3H	-13.0	-12.5	-12.8	-12.3	-12.1	-12.5	-12.0	-12.3	-11.8	-11.6
4H	-13.1	-12.6	-12.8	-12.4	-12.2	-12.6	-12.1	-12.3	-11.9	-11.7
6H	-13.2	-12.7	-12.9	-12.5	-12.2	-12.7	-12.2	-12.4	-12.0	-11.8
8H	-13.2	-12.7	-12.9	-12.5	-12.2	-12.7	-12.3	-12.4	-12.0	-11.8
12H	-13.2	-12.8	-12.9	-12.5	-12.3	-12.8	-12.3	-12.5	-12.1	-11.8
4H 2H	-13.1	-12.6	-12.8	-12.4	-12.2	-12.6	-12.1	-12.3	-11.9	-11.7
3H	-13.2	-12.8	-12.9	-12.5	-12.3	-12.8	-12.3	-12.5	-12.1	-11.8
4H	-13.3	-12.9	-13.0	-12.6	-12.4	-12.9	-12.5	-12.5	-12.2	-11.9
6H	-13.4	-13.1	-13.1	-12.8	-12.4	-13.0	-12.6	-12.6	-12.3	-11.9
8H	-13.5	-13.2	-13.1	-12.8	-12.4	-13.0	-12.7	-12.6	-12.3	-12.0
12H	-13.5	-13.2	-13.1	-12.9	-12.5	-13.1	-12.8	-12.7	-12.4	-12.0
8H 4H	-13.5	-13.2	-13.1	-12.8	-12.5	-13.0	-12.7	-12.6	-12.3	-12.0
6H	-13.6	-13.3	-13.2	-12.9	-12.5	-13.1	-12.9	-12.7	-12.5	-12.1
8H	-13.7	-13.4	-13.2	-13.0	-12.6	-13.2	-13.0	-12.8	-12.5	-12.1
12H	-13.7	-13.5	-13.3	-13.1	-12.6	-13.3	-13.0	-12.8	-12.6	-12.1
12H 4H	-13.6	-13.2	-13.2	-12.9	-12.5	-13.1	-12.8	-12.7	-12.4	-12.0
6H	-13.7	-13.4	-13.2	-13.0	-12.6	-13.2	-13.0	-12.8	-12.5	-12.1
8H	-13.7	-13.5	-13.3	-13.1	-12.6	-13.3	-13.1	-12.8	-12.6	-12.1
Variations with the observer position at spacings(CIE Pub.117):										
S = 1.0H	+ 3.9 / -16.4					+ 4.2 / -20.1				
1.5H	+ 6.7 / -16.0					+ 6.9 / -16.0				
2.0H	+ 4.4 / - 5.7					+ 5.7 / - 6.9				

CIE Pub.117, 1340 lm Total Lamp Luminous Flux Correct (8log(F/F0) = 1.0)
Area: 0.00101736 m2

C Range: 0 - 360DEG
C Interval: 30.0DEG
Test Speed: HIGH
Temperature:25.3℃
Operators:zoe
Test Date:2023-6-10

Range: 0 - 180DEG
Interval: 1.0DEG
Test System:EVERFINE GO-SPEX500_V1 SYSTEM V2.00.461
Humidity:65.0%
Test Distance:3.160m [K=1.0000]
Remarks: LAMP:BXRE-30H1000-A-83 Ra:97
LENS: 35R
DRIVER: RISE DRIVER 350mA
30minutes warm-up

UTILIZATION FACTORS TABLE

Test:U:120.12V I:0.1133A P:13.418W PF:0.9838 Freq:59.98Hz Lamp Flux:1339.9x1 lm		
NAME: 2319.201F-H3AM-350	TYPE:	WEIGHT:
SPEC.: 3000K	DIM.:	SERIAL No.: 2306100757
MFR.: RISE	SUR.: 0.00101736m2	Shielding Angle:

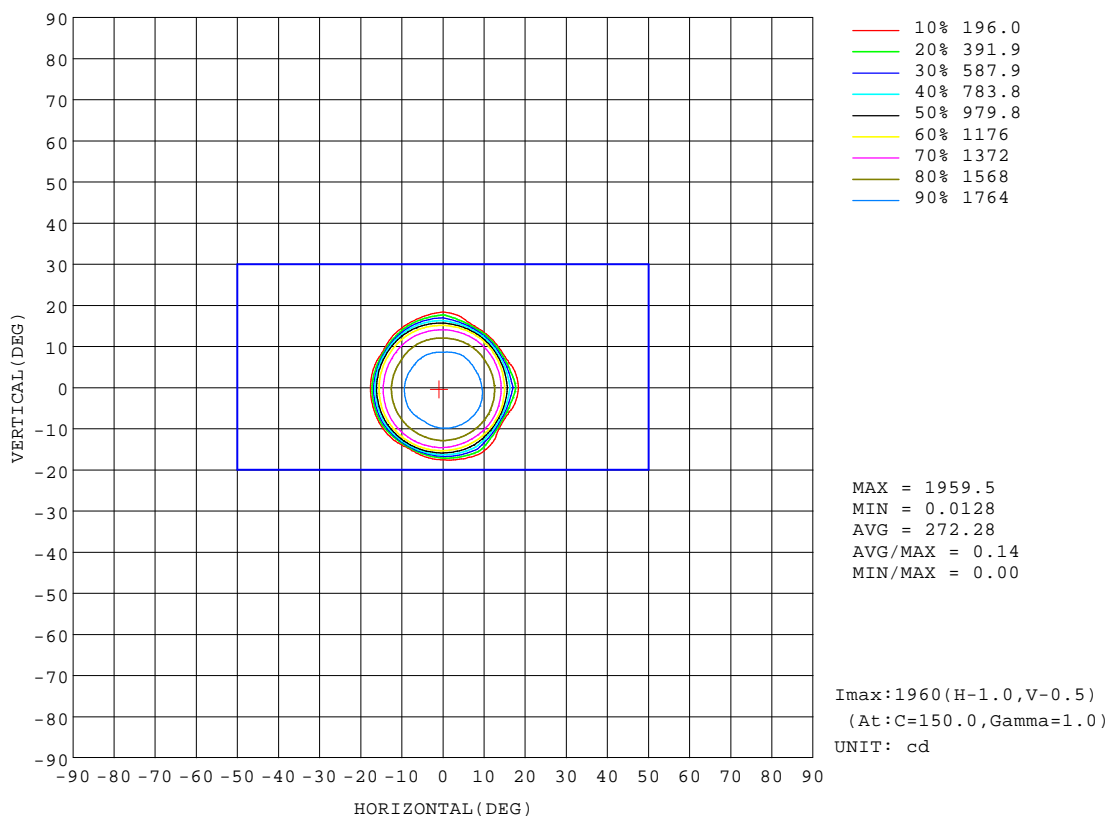
REFLECTANCE										
Ceiling	0.8	0.8	0.8	0.7	0.7	0.7	0.5	0.5	0.5	0
Walls	0.7	0.5	0.3	0.7	0.5	0.3	0.7	0.5	0.3	0
Working plane	0.2	0.2	0.2	0.2	0.2	0.2	0.2	0.2	0.2	0
ROOM INDEX	UTILIZATION FACTORS(PERCENT) $k(RI) \times RCR = 5$									
k = 0.60	29	27	26	28	27	26	28	27	26	25
0.80	31	29	28	31	29	28	30	29	28	27
1.00	32	30	29	32	30	29	31	30	29	28
1.25	33	31	31	33	31	30	32	31	30	29
1.50	34	32	31	33	32	31	33	32	31	30
2.00	34	33	32	34	33	32	33	32	32	30
2.50	35	34	33	34	33	33	33	33	32	30
3.00	35	34	33	35	34	33	34	33	32	31
4.00	36	35	34	35	34	34	34	34	33	31
5.00	36	36	35	35	35	35	34	34	34	31
ROOM INDEX	UF(total)									Direct
According to DIN EN 13032-2 2004			Suspended					SHRNOM = 1.25		

C Range: 0 - 360DEG
C Interval: 30.0DEG
Test Speed: HIGH
Temperature:25.3℃
Operators:zoe
Test Date:2023-6-10

Range: 0 - 180DEG
Interval: 1.0DEG
Test System:EVERFINE GO-SPEX500_V1 SYSTEM V2.00.461
Humidity:65.0%
Test Distance:3.160m [K=1.0000]
Remarks: LAMP:BXRE-30H1000-A-83 Ra:97
LENS: 35R
DRIVER: RISE DRIVER 350mA
30minutes warm-up

ISOCANDELA DIAGRAM

Test:U:120.12V I:0.1133A P:13.418W PF:0.9838 Freq:59.98Hz Lamp Flux:1339.9x1 lm		
NAME: 2319.201F-H3AM-350	TYPE:	WEIGHT:
SPEC.: 3000K	DIM.:	SERIAL No.: 2306100757
MFR.: RISE	SUR.: 0.00101736m2	Shielding Angle:

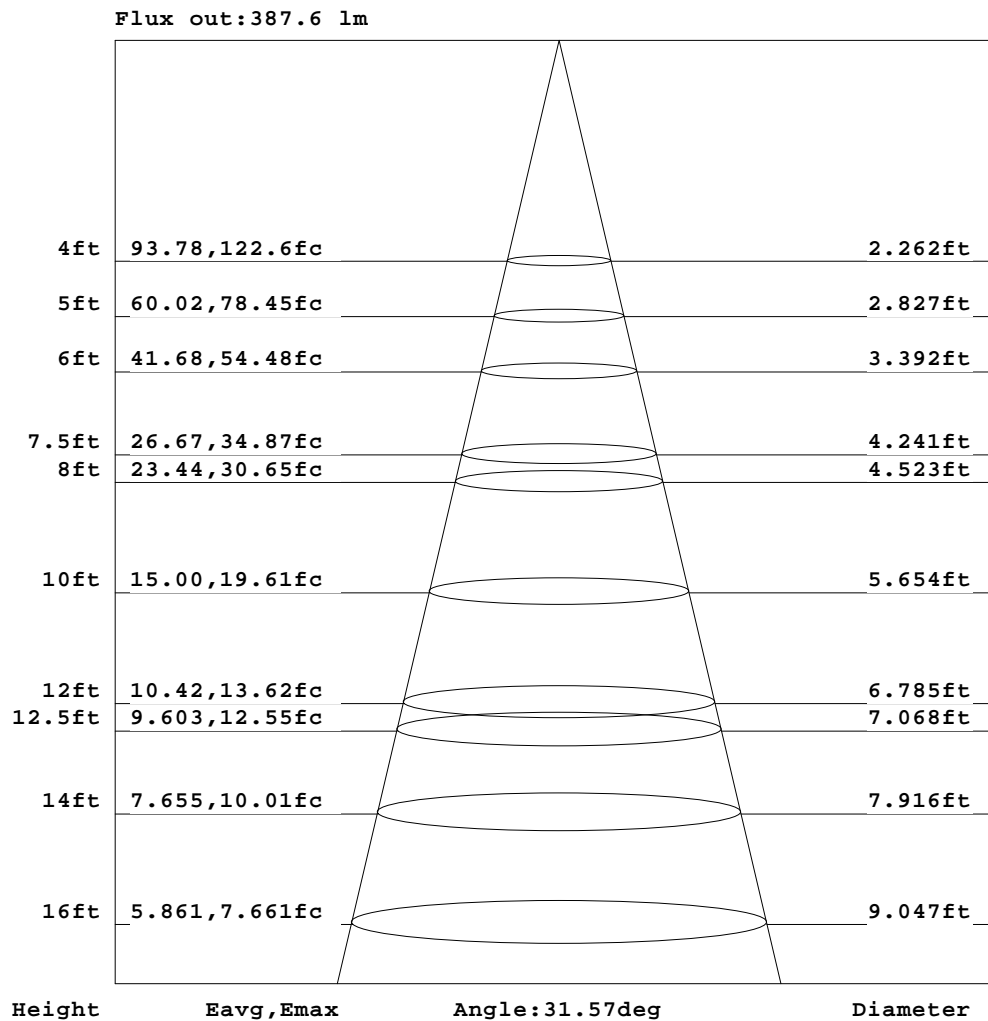


C Range: 0 - 360DEG
C Interval: 30.0DEG
Test Speed: HIGH
Temperature:25.3℃
Operators:zoe
Test Date:2023-6-10

Range: 0 - 180DEG
Interval: 1.0DEG
Test System:EVERFINE GO-SPEX500_V1 SYSTEM V2.00.461
Humidity:65.0%
Test Distance:3.160m [K=1.0000]
Remarks: LAMP:BXRE-30H1000-A-83 Ra:97
LENS: 35R
DRIVER: RISE DRIVER 350mA
30minutes warm-up

AAI Figure

Test:U:120.12V I:0.1133A P:13.418W PF:0.9838 Freq:59.98Hz Lamp Flux:1339.9x1 lm		
NAME: 2319.201F-H3AM-350	TYPE:	WEIGHT:
SPEC.: 3000K	DIM.:	SERIAL No.: 2306100757
MFR.: RISE	SUR.: 0.00101736m2	Shielding Angle:



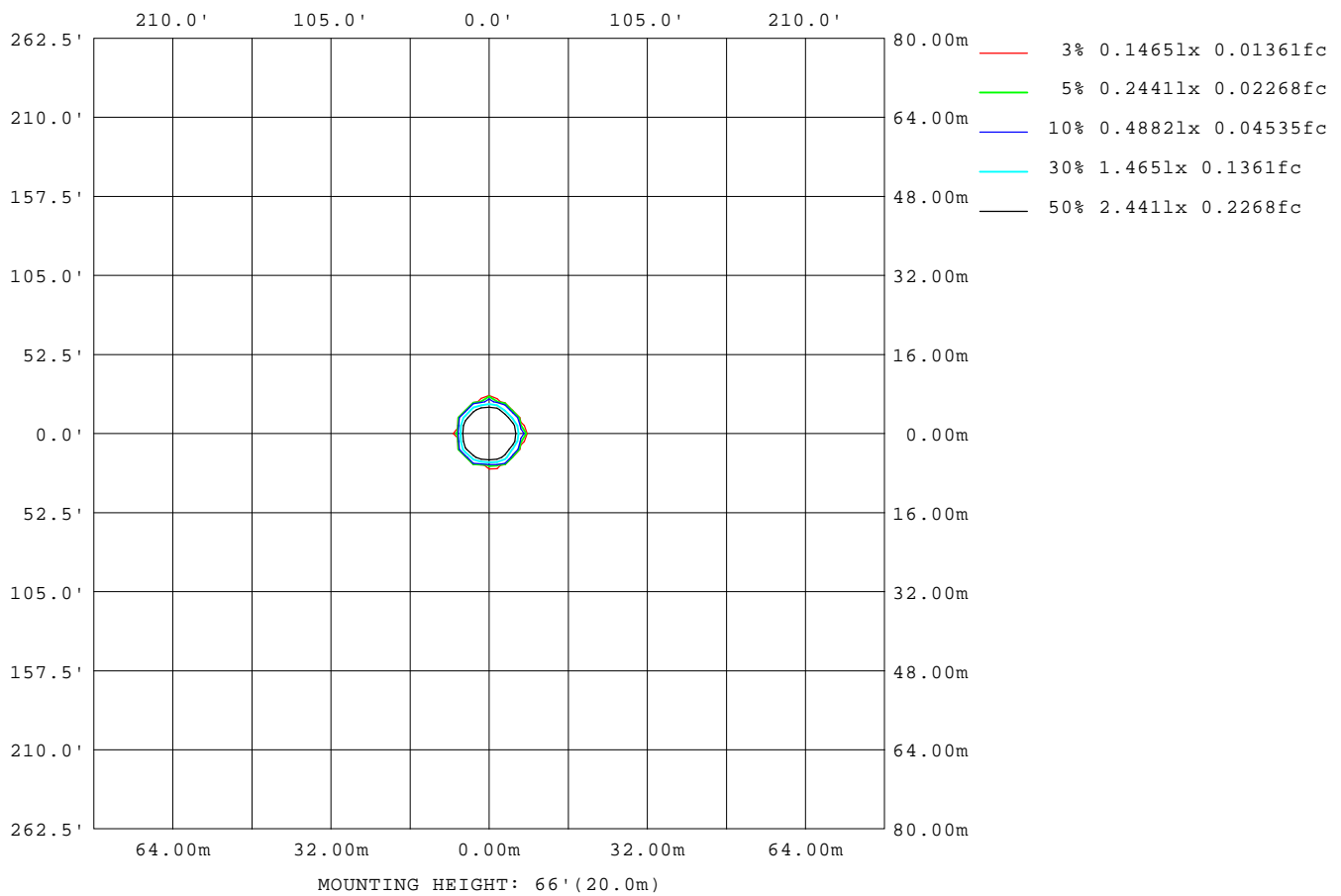
Note: The Curves indicate the illuminated area and the average illumination when the luminaire is at different distance.

C Range: 0 - 360DEG
C Interval: 30.0DEG
Test Speed: HIGH
Temperature: 25.3 °C
Operators: zoe
Test Date: 2023-6-10

Range: 0 - 180DEG
Interval: 1.0DEG
Test System: EVERFINE GO-SPEX500_V1 SYSTEM V2.00.461
Humidity: 65.0%
Test Distance: 3.160m [K=1.0000]
Remarks: LAMP: BXRE-30H1000-A-83 Ra: 97
LENS: 35R
DRIVER: RISE DRIVER 350mA
30minutes warm-up

ISOLUX DIAGRAM

Test:U:120.12V I:0.1133A P:13.418W PF:0.9838 Freq:59.98Hz Lamp Flux:1339.9x1 lm		
NAME: 2319.201F-H3AM-350	TYPE:	WEIGHT:
SPEC.: 3000K	DIM.:	SERIAL No.: 2306100757
MFR.: RISE	SUR.: 0.00101736m2	Shielding Angle:



C Range: 0 - 360DEG
C Interval: 30.0DEG
Test Speed: HIGH
Temperature: 25.3 °C
Operators: zoe
Test Date: 2023-6-10

Range: 0 - 180DEG
Interval: 1.0DEG
Test System: EVERFINE GO-SPEX500_V1 SYSTEM V2.00.461
Humidity: 65.0%
Test Distance: 3.160m [K=1.0000]
Remarks: LAMP: BXRE-30H1000-A-83 Ra: 97
LENS: 35R
DRIVER: RISE DRIVER 350mA
30minutes warm-up

LED Avg.L Report

Test:U:120.12V I:0.1133A P:13.418W PF:0.9838 Freq:59.98Hz Lamp Flux:1339.9x1 lm		
NAME: 2319.201F-H3AM-350	TYPE:	WEIGHT:
SPEC.: 3000K	DIM.:	SERIAL No.: 2306100757
MFR.: RISE	SUR.: 0.00101736m2	Shielding Angle:

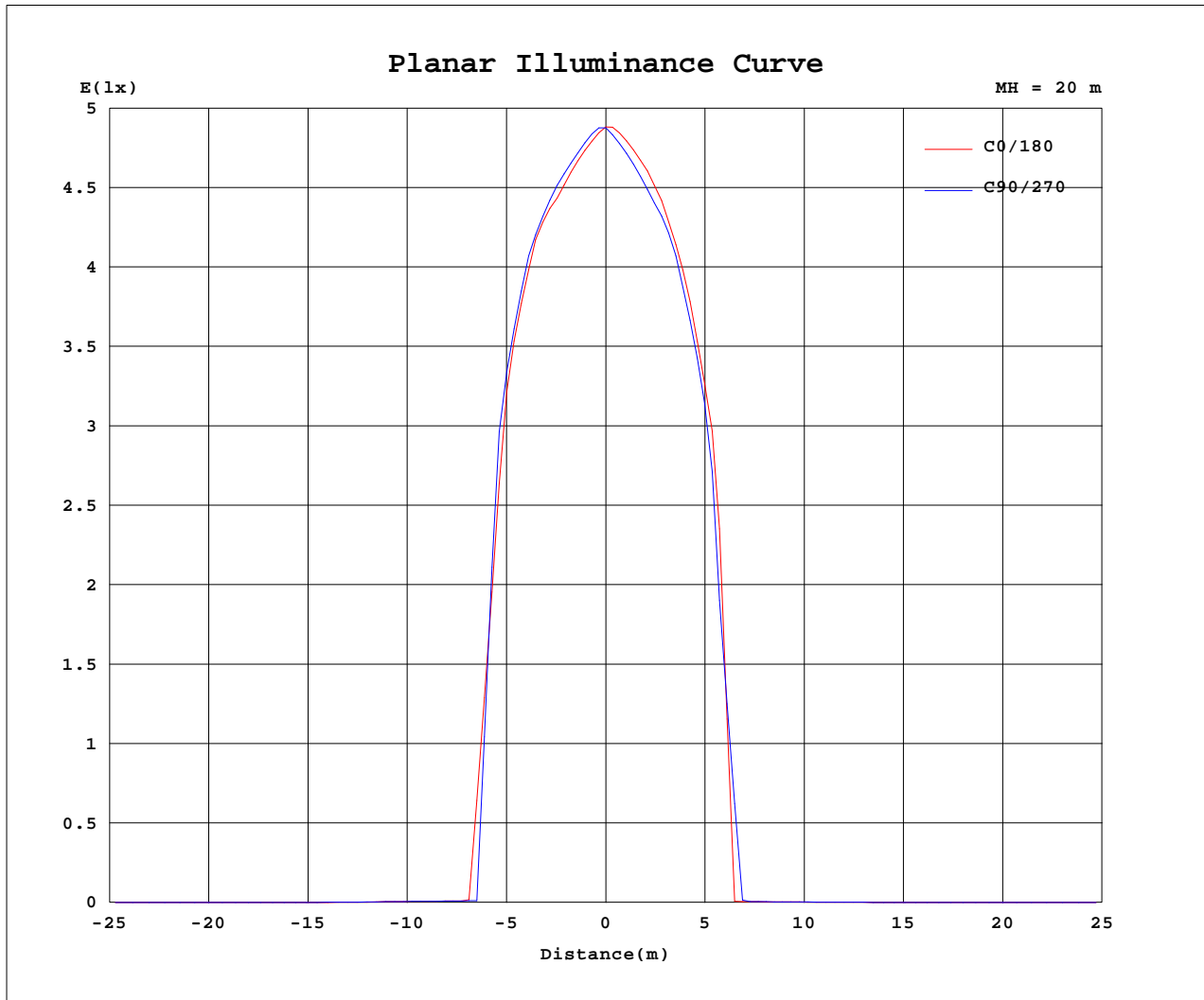
AvgL	cd/m2
L_0~180(65)av	9
L_0~180(75)av	4
L_0~180(85)av	21
L_90~270(65)av	9
L_90~270(75)av	0
L_90~270(85)av	33
L_45(65)av	6
L_45(75)av	0
L_45(85)av	0

Standard: GB/T 29293-2012

C Range: 0 - 360DEG
C Interval: 30.0DEG
Test Speed: HIGH
Temperature:25.3℃
Operators:zoe
Test Date:2023-6-10

Range: 0 - 180DEG
Interval: 1.0DEG
Test System:EVERFINE GO-SPEX500_V1 SYSTEM V2.00.461
Humidity:65.0%
Test Distance:3.160m [K=1.0000]
Remarks: LAMP:BXRE-30H1000-A-83 Ra:97
LENS: 35R
DRIVER: RISE DRIVER 350mA
30minutes warm-up

Planar Illuminance Curve



C Range: 0 - 360DEG
 C Interval: 30.0DEG
 Test Speed: HIGH
 Temperature: 25.3 °C
 Operators: zoe
 Test Date: 2023-6-10

Range: 0 - 180DEG
 Interval: 1.0DEG
 Test System: EVERFINE GO-SPEX500_V1 SYSTEM V2.00.461
 Humidity: 65.0%
 Test Distance: 3.160m [K=1.0000]
 Remarks: LAMP: BXRE-30H1000-A-83 Ra: 97
 LENS: 35R
 DRIVER: RISE DRIVER 350mA
 30minutes warm-up

LUMINOUS DISTRIBUTION INTENSITY DATA

Test:U:120.12V I:0.1133A P:13.418W PF:0.9838 Freq:59.98Hz Lamp Flux:1339.9x1 lm		
NAME: 2319.201F-H3AM-350	TYPE:	WEIGHT:
SPEC.: 3000K	DIM.:	SERIAL No.: 2306100757
MFR.: RISE	SUR.: 0.00101736m2	Shielding Angle:

Table--1

UNIT: cd

C(DEG) (DEG)	0	30	60	90	120	150	180	210	240	270	300	330						
0	1952	1952	1952	1952	1952	1952	1952	1952	1952	1952	1952	1952						
5	1860	1872	1876	1885	1889	1893	1891	1877	1869	1851	1849	1848						
10	1747	1769	1770	1762	1750	1753	1735	1727	1714	1706	1715	1720						
15	1171	1230	1235	1316	1334	1339	1317	1281	1278	1205	1189	1146						
20	5.51	5.52	5.44	5.39	5.31	5.23	3.09	3.15	3.26	3.30	3.33	3.31						
25	4.47	4.49	4.48	4.42	4.30	4.18	2.29	2.32	2.40	2.46	2.47	2.51						
30	3.19	3.33	3.38	3.44	3.35	3.25	1.77	1.78	1.79	1.83	1.81	1.87						
35	1.26	1.32	1.41	1.42	1.37	1.32	1.18	1.16	1.13	1.12	1.15	1.16						
40	0.45	0.49	0.54	0.59	0.60	0.59	0.51	0.48	0.43	0.41	0.41	0.41						
45	0.04	0.04	0.04	0.06	0.07	0.07	0.05	0.04	0.04	0.04	0.04	0.04						
50	0.03	0.03	0.03	0.03	0.03	0.04	0.03	0.03	0.03	0.02	0.03	0.03						
55	0.01	0.01	0.02	0.01	0.02	0.02	0.02	0.02	0.01	0.01	0.01	0.01						
60	0.01	0.01	0.01	0.01	0.01	0.01	0.01	0.01	0.01	0.01	0.01	0.01						
65	0.00	0.00	0.00	0.00	0.00	0.00	0.01	0.00	0.00	0.00	0.00	0.00						
70	0.00	0.00	0.00	0.00	0.00	0.00	0.00	0.00	0.00	0.00	0.00	0.00						
75	0.00	0.00	0.00	0.00	0.00	0.00	0.00	0.00	0.00	0.00	0.00	0.00						
80	0.00	0.00	0.00	0.00	0.00	0.00	0.00	0.00	0.00	0.00	0.00	0.00						
85	0.00	0.00	0.00	0.00	0.00	0.00	0.00	0.00	0.00	0.00	0.00	0.00						
90	0.00	0.00	0.00	0.00	0.00	0.00	0.00	0.00	0.00	0.00	0.00	0.00						
95	0.00	0.00	0.00	0.00	0.00	0.00	0.00	0.00	0.00	0.00	0.00	0.00						
100	0.00	0.00	0.00	0.00	0.00	0.00	0.00	0.00	0.00	0.00	0.00	0.00						
105	0.00	0.00	0.00	0.00	0.00	0.00	0.00	0.00	0.00	0.00	0.00	0.00						
110	0.00	0.00	0.00	0.00	0.00	0.00	0.00	0.00	0.00	0.00	0.00	0.00						
115	0.00	0.00	0.00	0.00	0.00	0.00	0.00	0.00	0.00	0.00	0.00	0.00						
120	0.00	0.00	0.00	0.00	0.00	0.00	0.00	0.00	0.00	0.00	0.00	0.00						
125	0.00	0.00	0.00	0.00	0.00	0.00	0.00	0.00	0.00	0.00	0.00	0.00						
130	0.00	0.00	0.00	0.00	0.00	0.00	0.00	0.00	0.00	0.00	0.00	0.00						
135	0.00	0.00	0.00	0.00	0.00	0.00	0.00	0.00	0.00	0.00	0.00	0.00						
140	0.00	0.00	0.00	0.00	0.00	0.00	0.00	0.00	0.00	0.00	0.00	0.00						
145	0.00	0.00	0.00	0.00	0.00	0.00	0.00	0.00	0.00	0.00	0.00	0.00						
150	0.00	0.00	0.00	0.00	0.00	0.00	0.00	0.00	0.00	0.00	0.00	0.00						
155	0.00	0.00	0.00	0.00	0.00	0.00	0.00	0.00	0.00	0.00	0.00	0.00						
160	0.00	0.00	0.00	0.00	0.00	0.00	0.00	0.00	0.00	0.00	0.00	0.00						
165	0.00	0.00	0.00	0.00	0.00	0.00	0.00	0.00	0.00	0.00	0.00	0.00						
170	0.00	0.00	0.00	0.00	0.00	0.00	0.00	0.00	0.00	0.00	0.00	0.00						
175	0.00	0.00	0.00	0.00	0.00	0.00	0.00	0.00	0.00	0.00	0.00	0.00						
180	0.00	0.00	0.00	0.00	0.00	0.00	0.00	0.00	0.00	0.00	0.00	0.00						

C Range: 0 - 360DEG
C Interval: 30.0DEG
Test Speed: HIGH
Temperature:25.3℃
Operators:zoe
Test Date:2023-6-10

Range: 0 - 180DEG
Interval: 1.0DEG
Test System:EVERFINE GO-SPEX500_V1 SYSTEM V2.00.461
Humidity:65.0%
Test Distance:3.160m [K=1.0000]
Remarks: LAMP:BXRE-30H1000-A-83 Ra:97
LENS: 35R
DRIVER: RISE DRIVER 350mA
30minutes warm-up